



MOOC on a budget: Development and implementation of a low-cost MOOC at a state university

Dr. Paul Morrow Nissenson, California State Polytechnic University, Pomona

Paul Nissenson (Ph.D. Mechanical & Aerospace Engineering, University of California, Irvine, 2009) is an Assistant Professor in the Department of Mechanical Engineering at California State Polytechnic University, Pomona. He teaches courses in fluid mechanics, thermodynamics, and numerical methods. Paul's research interests are studying the impact of technology in engineering education and computer modeling of atmospheric systems.

Dr. Angela C. Shih, California State Polytechnic University, Pomona

MOOC on a budget: Development and implementation of a low-cost MOOC at a state university

Abstract

One of the biggest barriers to MOOC development is the large initial cost – sometimes exceeding \$100,000 – and the possibility of never recovering that cost through course-related fees. This obstacle prevents many state universities and community colleges from creating their own MOOCs, denying faculty at those institutions the opportunity to help build MOOC content and to gain experience with this new teaching style. This paper presents a successful strategy for primarily undergraduate institutions to create their own MOOCs using local resources at relatively low cost. The authors discuss the development and implementation of Cal Poly Pomona's first MOOC, which was offered for 10 weeks during Spring 2014. The MOOC was an introduction to computer programming course and was open to everyone in the world for free. It was developed in stages over two years at a total cost of approximately \$10,000 to the university. Significant savings were achieved by hosting the MOOC on a free platform (Blackboard CourseSites), repurposing existing materials from a hybrid course, hiring student assistants for video production, and utilizing undergraduate student volunteers to help on discussion boards. A total of 2119 participants enrolled in the course with 335 participants (16%) receiving a passing grade. Participants who were still actively engaged in the course by Week 2 had a much higher passing rate of 58%. Discussion boards and surveys provided feedback about the course format, participants' demographics, and participants' attitudes of the course. Most participants possessed at least a bachelor's degree, took the course primarily to enhance job-related skills, and were unaffiliated with the university. Participants' comments about the MOOC were overwhelmingly positive and the MOOC enhanced their attitudes toward the university and subject matter. Based on the success of this first offering, an expanded version of the MOOC will be offered during Spring 2015.

1. Introduction

During the past few years, many universities have developed and offered massive open online courses (MOOCs) for a variety of reasons including outreach, extending access to education, promoting the university brand, increasing revenues, improving educational outcomes for both MOOC participants and on-campus students, and conducting research on innovations in teaching and learning.¹ MOOCs have the attractive characteristic of being able to reach thousands of people per offering and may play an important role in higher education in the future. Most universities do not offer official university credit through MOOCs, but participants often are eligible to receive a certificate of completion, sometimes for a small fee.²

The large size and online nature of MOOCs have produced a lot of data on user habits and demographics. The MOOC Project tracks many MOOCs and found that there is strong negative correlation between enrollment size and completion rate.³ Recently the University of Pennsylvania released two studies examining the MOOCs it offered during 2012-2013. Perna et al. (2013) analyzed data from about one million users enrolled in 17 MOOCs and found the completion rate was only 4% on average.⁴ Christiansen et al. (2013) looked at survey data from over 34,000 participants in 32 MOOCs and found that approximately 80% of the participants had

a college degree and were taking the courses primarily to advance in their jobs or for intellectual curiosity.⁵ Low completion rates and high education levels of participants were reported by Belanger et al. (2013) for Duke University's first MOOC as well.⁶

Those studies primarily focused on participants' demographics, their reasons for enrollment, and usage patterns (e.g., number of people completing each exam) – metrics that are relatively easy to quantify. Currently, there is a lack of data regarding the impact of MOOCs on participants' learning outcomes and their effectiveness as a promotional tool for the university. This lack of data is partly due to MOOCs being a recent phenomenon; Liyanagunawardena et al. (2013) estimate that there were only 45 MOOC-related peer-reviewed articles from 2008 (the year the term "MOOC" was coined) to 2012, with most of the articles published in 2012.⁷ They note that "peer-reviewed research literature on [MOOCs] is growing but still limited." More recently, Hollands and Tirthali (2014) interviewed 83 administrators, faculty members, researchers, and other people from 62 different institutions who are engaged in MOOCs or online learning.¹ They report the "actual impact on educational outcomes [on MOOC participants] has not been documented in any rigorous fashion" and it is difficult to isolate and measure the impact of MOOCs on the university brand. Hollands and Tirthali estimate the total cost of developing and delivering a typical MOOC ranges from \$39,000 to \$325,000 and conclude that "free, non-credit bearing MOOCs are likely to remain available only from the wealthiest institutions that can subsidize the costs from other sources of funds." They found the major cost drivers in MOOC production and delivery are the size of the production and delivery teams, video production, nature of the delivery platform, technical support for participants, creating special features such as automatic grading systems, and analysis of data.

Public primarily undergraduate institutions (PUIs), such as state universities and community colleges, typically cannot afford to invest many tens of thousands of dollars in a MOOC which does not produce easily quantifiable benefits for the institution. This effectively shuts out most public PUIs from developing their own MOOCs and prevents faculty at those institutions from gaining experience with this new style of teaching. Some state universities have partnered with private companies, such as Coursera and Udacity, to develop MOOCs. However, it is not economically beneficial for these private companies to partner with every university and the companies may prefer to partner with high-profile universities (e.g., Stanford, Georgia Tech, Princeton); most of the U.S. universities listed on Coursera's partnership webpage are not PUIs.⁸ If a partnership with a public PUI is desired by a private company, compromises may have to be made regarding content ownership and delivery methods, which may discourage the institution from agreeing to the partnership.

This paper discusses how one public PUI, California State Polytechnic University, Pomona (Cal Poly Pomona), developed and delivered a 10-week MOOC for under \$10,000 – much less expensive than a typical MOOC. The MOOC was titled "Introduction to VBA/Excel Programming" and was delivered during the university's Spring Quarter 2014. The course was created in two stages over two years; the first year focused on developing material for a hybrid version of an existing course at Cal Poly Pomona, while the second year focused on repurposing that material for the MOOC. Significant savings were achieved through the following actions:

- The lead author created most of the course material including video tutorials and exams.
- Introductory videos were created by a student assistant with experience in videography.

- The MOOC was hosted on CourseSites, which is a free MOOC platform from Blackboard. CourseSites offers free technical support seven days a week.
- The lead author developed the course website, was the only instructor for the MOOC, and answered all emails from participants.
- Volunteer undergraduate student assistants helped answer participants' questions on discussion boards.

Pre- and post-course surveys were used to obtain demographic information, examine how participants' perceptions of the university and subject matter changed as a result of taking the MOOC, and acquire feedback about the course.

2.1 Year 1: Development of a hybrid course

Prior to any thought of creating a MOOC, the authors were interested in converting an existing mechanical engineering course (ME 232: Engineering Digital Computations) from a traditional lecture-only format into a hybrid format with a flipped classroom pedagogy.⁹ ME 232 is an introductory computer programming course for mechanical engineering students usually taken in their first or second year. In the course, students learn the basics of Microsoft Excel spreadsheets and the fundamentals of computer programming using Visual Basic for Applications (VBA), a programming language embedded in all Microsoft Office products.

Table 1 lists the important dates in the development and delivery of the MOOC. During Summer 2012, the authors attended a week-long workshop hosted by the university's eLearning program where they learned about best practices in hybrid course design. The authors each received a stipend from the university for attending the workshop and offering the course with a hybrid format in the next academic year; the lead author has taught the hybrid version of ME 232 numerous times since Spring 2013. A comparison of student performance and perceptions in a traditional lecture-only section and a hybrid section of ME 232 will be presented at ASEE PSW in April 2015.¹⁰

Table 1: Timeline of the development and implementation of the MOOC

| | |
|----------------------------|---|
| Summer 2012 | Authors attend summer workshop on hybrid course design |
| Fall 2012 – Spring 2013 | Hybrid version of ME 232 developed and refined |
| January – March, 2014 | MOOC website developed on CourseSites |
| January 20 – April 4, 2014 | MOOC participants recruited during enrollment period |
| March 13 – 30, 2014 | Participants allowed to view website during preview phase |
| March 31, 2014 | Week 1 officially begins |
| June 7-12, 2014 | Final Exam period |

Although the authors developed the hybrid course prior to developing the MOOC, most of the materials were able to be repurposed for the MOOC, as discussed below.

2.2 Development of the MOOC

As the authors were developing the hybrid version of ME 232, MOOCs were popularized in the media with the New York Times proclaiming 2012 as the "year of the MOOC."¹¹ Cal Poly Pomona was interested in experimenting with this new style of instruction and it was decided to attempt a MOOC version of ME 232 titled "Introduction to VBA/Excel Programming" for the following reasons:

- A computer programming course likely would attract participants with the basic computer skills necessary to take a MOOC and exam questions could be developed for automated graded. Additionally, a computer programming course likely would attract a wider range of participants compared to a more technical engineering course such as fluid mechanics.
- Excel is used in many workplaces and teaching VBA may attract a wider range of participants compared to other computer languages like MATLAB, C++, or Java.
- A complete set of video tutorials had already been created for the hybrid version of ME 232. Since video production usually is one of the major expenses in the development of MOOCs, repurposing content from ME 232 saved many thousands of dollars and hundreds of hours.
- The lead author was willing to teach the MOOC with a limited budget.

In mid-2013, Cal Poly Pomona reached out to one of the major private MOOC companies to help with the hosting and administration of the MOOC, but the company was not interested in the partnership. Faced with limited resources, the authors decided to host the MOOC on CourseSites, a free MOOC platform by Blackboard.¹² The layout and functionality of CourseSites is almost identical to Blackboard Learn, the learning management system used at Cal Poly Pomona, which greatly reduced the time to become familiar with the platform. CourseSites also offered free technical support seven days a week. (Note: In 2014, Blackboard unveiled a new MOOC platform named Open Education¹³ which has similar functionality to CourseSites).

Since the materials from the hybrid version of ME 232 already comprised 10 weeks of lessons, it was decided that the MOOC also would last 10 weeks and would coincide with the university's 10-week schedule of Spring Quarter 2014. MOOC participants who received a passing grade would earn a personalized certificate of completion and an online badge from the university, but official credit would not be given. Participants' scores would be based on unproctored quizzes (one per week) and an unproctored Final Exam. Although numerous online proctoring services are available, they require participants to pay an additional fee and it was decided to forego this extra feature for the first offering of the MOOC. Additional information about the course can be found in the course syllabus in Appendix A.

The lead author was given two units of release time (from a 12-unit teaching load) to develop the MOOC website and recruit participants during Winter Quarter 2014. During the enrollment period, which began on January 20, 2014, participants were able to self-enroll in the course through CourseSites and were recruited through various means including:

- A story about the MOOC was featured on the university's homepage.¹⁴
- An email discussing the MOOC was sent to local high school students listed in a university database, as well as high school principals and guidance counselors in the surrounding area.
- The MOOC was listed at mooc-list.com and in CourseSites' catalog.

- A notice about the MOOC was put in the university’s alumni e-newsletter.
- The College of Engineering sent an email about the MOOC to its faculty and students.
- A notice about the MOOC was posted on the Facebook pages of the university, College of Engineering, and Mechanical Engineering Department.

The recruitment process was very time consuming for the lead author, who was primarily responsible for contacting the parties discussed above, as well as writing the recruitment emails and notices. For future MOOCs, it is highly recommended for the instructor to have one or more assistants dedicated to promoting the MOOC, allowing the instructor to focus more on course development.

It was easier for assessment and course management purposes to end the recruitment period on Friday of Week 1 (April 4, 2014), the day after the first quiz was due. Figure 1 shows the total number of participants who joined the course during the enrollment period. There are two events that seem to have strongly impacted enrollment. First, the MOOC being featured on the university’s homepage (January 22, 2014) led to a steady increase in participants during January and February. Second, after the Week 1 content was made available on March 13 at the start of the preview phase, there was a sharp rise in enrollment. One possibility is that participants became excited when they started the course and told friends and coworkers. Unfortunately the authors did not ask participants how they heard about the course in a survey.

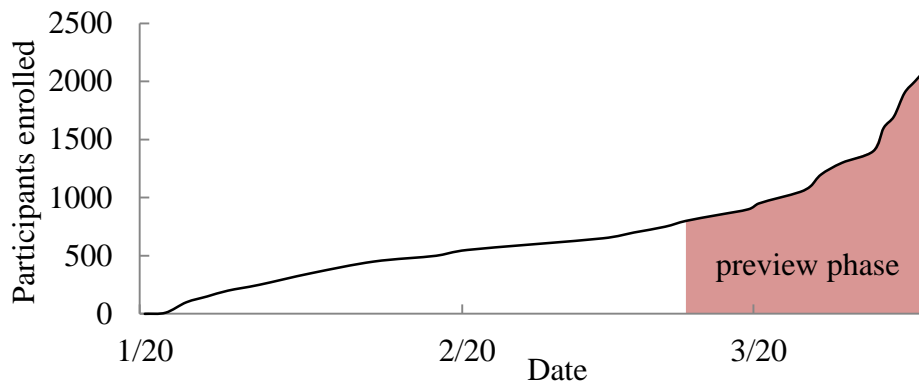


Figure 1: Number of participants enrolled in the MOOC during the enrollment period (January 20 – April 4, 2014). The shaded area corresponds to the preview phase (March 13 – April 4, 2014). A total of 2119 participants enrolled in the MOOC.

2.3 Implementation of the MOOC

Although Week 1 officially began on March 31, participants were able to access the Week 1 content and discussion boards during the preview phase beginning on March 13. On that date, an email was sent to participants welcoming them to the course and inviting them to connect to the instructor through a Facebook account created for the MOOC. Throughout the course, 262 participants (12% of those enrolled in the course) sent the instructor a friend request. The preview phase gave participants ample time to become acquainted with the course website and allowed the instructor to identify and fix technical problems. It also was hoped that participants would recruit others by word of mouth before the course officially began.

Each week was dedicated to a different topic in Excel and VBA. The week began on a Monday and ended on the following Sunday. At the beginning of the week, an email was sent to the class introducing the topic and reminding participants of important deadlines. Participants were encouraged to complete the following six tasks for each topic:

- Read the week's learning objectives and watch a brief (~1 min) introduction video. The videos provided an overview of the topic and increased the instructor's online presence.
- Watch 3-7 short video tutorials that discuss concepts related to the week's topic. Most videos were 5-10 min and contained closed captions for accessibility. Links to the videos were posted on the course website and hosted on the Mechanical Engineering Department's YouTube channel.¹⁵
- Complete an ungraded "sanity-check quiz" for participants to self-assess whether they understood the concepts discussed in the videos. The sanity-check quizzes were created using Blackboard's Test feature and feedback was automatically provided if participants selected incorrect answers.
- Complete an ungraded "pre-quiz" which asks participants to predict the output from a VBA program. Participants downloaded a PDF that contains a program and worked on the problem offline. After obtaining a solution, participants could check their answers using Excel.
- Complete a graded quiz that has similar content to the pre-quiz. The quiz is multiple choice, auto-graded by CourseSites, and feedback is given to participants immediately if they provided incorrect answers.
- Write VBA programs to solve 2-3 problems using concepts learned in the video tutorials. The problem statements usually included hints to help beginner students and extra tasks for more advanced students. The programs were not graded due to the difficulty in setting up an automated grading system, but solutions were provided at the end of the week. Class discussion boards allowed participants to receive help with their programs.

Although participants were encouraged to complete the six tasks in the order listed above, they were free to complete the tasks in any order they wished. At the end of the course, participants were allowed to take a three-hour Final Exam any time during June 7-12. The Final Exam was similar in format to the graded quizzes.

Discussion boards were available for participants to ask questions and interact with each other. The lead author recruited five mechanical engineering student volunteers who had passed ME 232 and knew VBA well to help manage the discussion boards. Five students was quite sufficient to answer participants' questions in a timely manner since only ~10-20 participants (~0.5-1.0% of the total enrolled) posted on the discussion boards each week. Additionally, a few participants already knew some VBA and were able to answer questions as well. The lead author scanned the discussion boards daily and responded when a question required immediate attention – usually a technical question that could not be answered by student assistants – or when a participant's question was not answered within 24 hours.

The Facebook account and discussion boards were valuable tools in obtaining feedback, allowing the course structure to be adjusted to better accommodate the participants' busy lives. For example, initially participants were able to access course content for only the current and previous weeks (e.g., during Week 5, participants could access content for Weeks 1-5). However, most of the participants were working professionals and many requested that content

be made available one week ahead of time (e.g., during Week 5, participants could access content for Weeks 1-6). Another example involves the graded quiz due date, which initially was on Thursdays at 10:30 PM PDT. Many participants requested that the due date be extended to Saturdays at 10:30 PM PDT to accommodate their work schedules. Both changes were easy to implement and proved to be very popular among the participants.

The lead author was responsible for the creation and maintenance of all aspects of the course website, as well as responding to participants' emails. Since both tasks required a lot of time, the lead author received four units release time (from a 12-unit teaching load) from the university during Spring Quarter 2014. For future MOOCs, it is recommended to have at least one assistant instructor (e.g., faculty member, staff member, or trusted student assistant) to help respond to emails from participants, help run the Facebook account, and oversee the discussion boards, especially if a much larger MOOC is desired.

3.1 Results – Participation rates

It is difficult to gauge the "success" of a MOOC since attrition rates are often high. One metric uses the ratio of the number of participants who passed the course to the total number of participants who enrolled in the course,

$$R_1 = \frac{\text{\#participants passed}}{\text{\#participants enrolled}} \quad (1)$$

Using equation (1), typical completion rates for MOOCs are ~5-15%, with higher enrollment courses generally having lower completion rates.³ In this MOOC, 335 participants received a passing grade, resulting in a relatively high completion rate of 15.8% (335 of 2119).

Equation (1) overestimates the real rate of attrition because a large fraction of the participants enrolled in a MOOC never make a serious attempt to complete the course. These participants may enroll in the course to view videos without completing assignments, sign up for the course on a whim and not have time to begin the course, or forget about the course entirely. Another metric for the MOOC completion rate uses the ratio of participants who passed the course to the number participants who took Quiz 2, which implies they were still actively engaged in the course through Week 2 and were serious about attempting the course.

$$R_2 = \frac{\text{\#participants passed}}{\text{\#participants attempted Quiz 2}} \quad (2)$$

Only 582 of the 2119 participants took Quiz 2, which gives a 57.6% (335 of 582) completion rate among participants who likely were serious about the course.

MOOCs vary in duration from a couple weeks to an entire 15-week semester, making it difficult to compare completion rates among MOOCs based on equations (1) and (2) since participation tends to decline each week. Figure 2 shows participation trends in the course by examining the number of people who accessed the website each week, number of participants who attempted

the weekly ungraded sanity-check quiz, and the number of participants who attempted the weekly graded quiz and Final Exam.

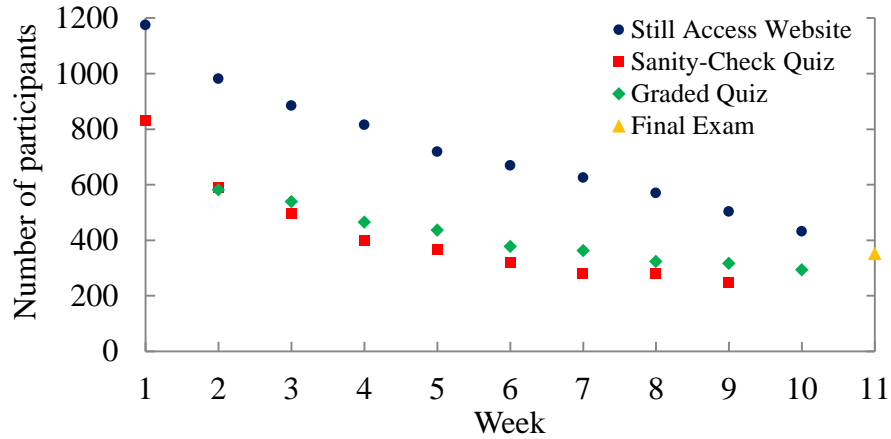


Figure 2: Weekly participation rates for the MOOC. The blue circles ● indicate the number of participants who had not stopped accessing the course website yet (total number of participants minus number of participants who stopped accessing the website). The red squares ■ indicate the number of participants who attempted the ungraded sanity-check quizzes that week (there was no sanity-check quiz during Week 10). The green diamonds ◆ indicate the number of participants who attempted the graded quizzes that week (a technical error with the MOOC platform prevented reliable data from Quiz 1). The orange triangle ▲ indicates the number of participants who attempted the Final Exam.

In Figure 2, all three curves decay exponentially starting from Week 2. Other studies also have noted that participation rates in MOOCs tend to decay exponentially with time.¹⁶⁻¹⁸ By fitting the Week 2-10 Graded Quiz data to an exponential curve (number still participating = $Ae^{-\lambda \cdot \text{week}}$), the decay constant $\lambda = 0.0872 \text{ week}^{-1}$ is obtained ($R^2 = 0.98$). This leads to a third metric of MOOC success involving the weekly attrition rate (WAR) of participants,

$$\text{WAR} = \frac{\text{number participating next week}}{\text{number participating current week}} = \frac{Ae^{-\lambda(\text{week}+1)}}{Ae^{-\lambda(\text{week})}} = \frac{1}{e^\lambda} . \quad (3)$$

The WAR for the Graded Quiz data is 0.916, which means approximately 8.4% of the remaining class stops taking graded quizzes each week. Widespread use of a metric such as WAR would allow better comparison of attrition rates for MOOCs of differing duration.

3.2 Results – Surveys

Anonymous surveys approved by the university’s Institutional Review Board were deployed during Week 2 (pre-course) and Week 10 (post-course) through the course website to obtain demographic data and to gauge participants’ attitudes on many topics. Participants were invited via email to take the surveys and did not receive compensation for their cooperation. Each survey was available for one week, then removed from the website.

3.2.1 Pre-course survey (n = 281)

The Week 2 survey focused on obtaining demographic information and getting a baseline reading of participants' attitudes. Below are highlights from that survey. Complete results from the pre-course survey are listed in Appendix B.

- 71% of participants never enrolled in a MOOC in the past
- 70% possessed a Bachelor's degree or higher
- 67% knew at least one other computer language or attempted to learn another language in the past
- 59% enrolled in the MOOC mainly to improve skills for their job
- The age of the participants varied greatly: 22% were 18-25 ; 36% were 26-39 ; 33% were 40-59
- 12% were high school students in California
- 10% were current students, 1% were faculty or staff, 10% were alumni of Cal Poly Pomona

3.2.2 Post-course survey (n = 155)

The Week 10 survey focused on obtaining feedback about the MOOC. Below are highlights from that survey. Complete results from the pre-course survey are listed in Appendix C.

- 97% expressed interest in taking another MOOC from the university in the future.
- 94% felt that the ungraded sanity-check quizzes were helpful in learning the course material.
- 89% felt that making course content available one week ahead of time made it easier for them to participate in the course.
- 79% felt the video tutorials lasted just the right amount of time.
- About half of the class did not use the discussion boards at all.
- Among those who used the discussion boards, approximately 76% felt the discussion boards helped them learn the material, 75% felt the discussion boards created a sense of community in the course, 77% felt their questions on the discussion boards were answered in a reasonable amount of time, and 72% felt the student teaching assistants were helpful in answering their questions on the discussion boards.
- 40% used closed captions for at least one of the videos.

Although the MOOC was developed and delivered at a relatively low cost (see Section 4), for school administrators to continue supporting MOOCs in the future a mechanism must exist to offset most or all of the costs. In the post-course survey, participants were asked "If Cal Poly Pomona offered another open online course in the future for a topic that interests you, and you were able to earn a Certificate of Completion and online badge for passing the course, how much money would you feel comfortable paying to enroll?" Table 2 shows that most participants would be willing to pay \$11 or more to enroll in such a course, suggesting that it may be possible to offset some of the costs associated with MOOCs in the future.

Participants also were asked to provide open-ended feedback about the course, which was overwhelmingly positive. Selected comments are listed in Appendix C.

Table 2: Amount of money participants would be willing to pay to enroll in another MOOC offered by Cal Poly Pomona for a topic that interests them

| | |
|-----------|-------|
| Over \$40 | 13.0% |
| \$21–40 | 21.4% |
| \$11–20 | 17.8% |
| \$6–10 | 10.6% |
| \$1–5 | 8.8% |
| \$0 | 28.5% |

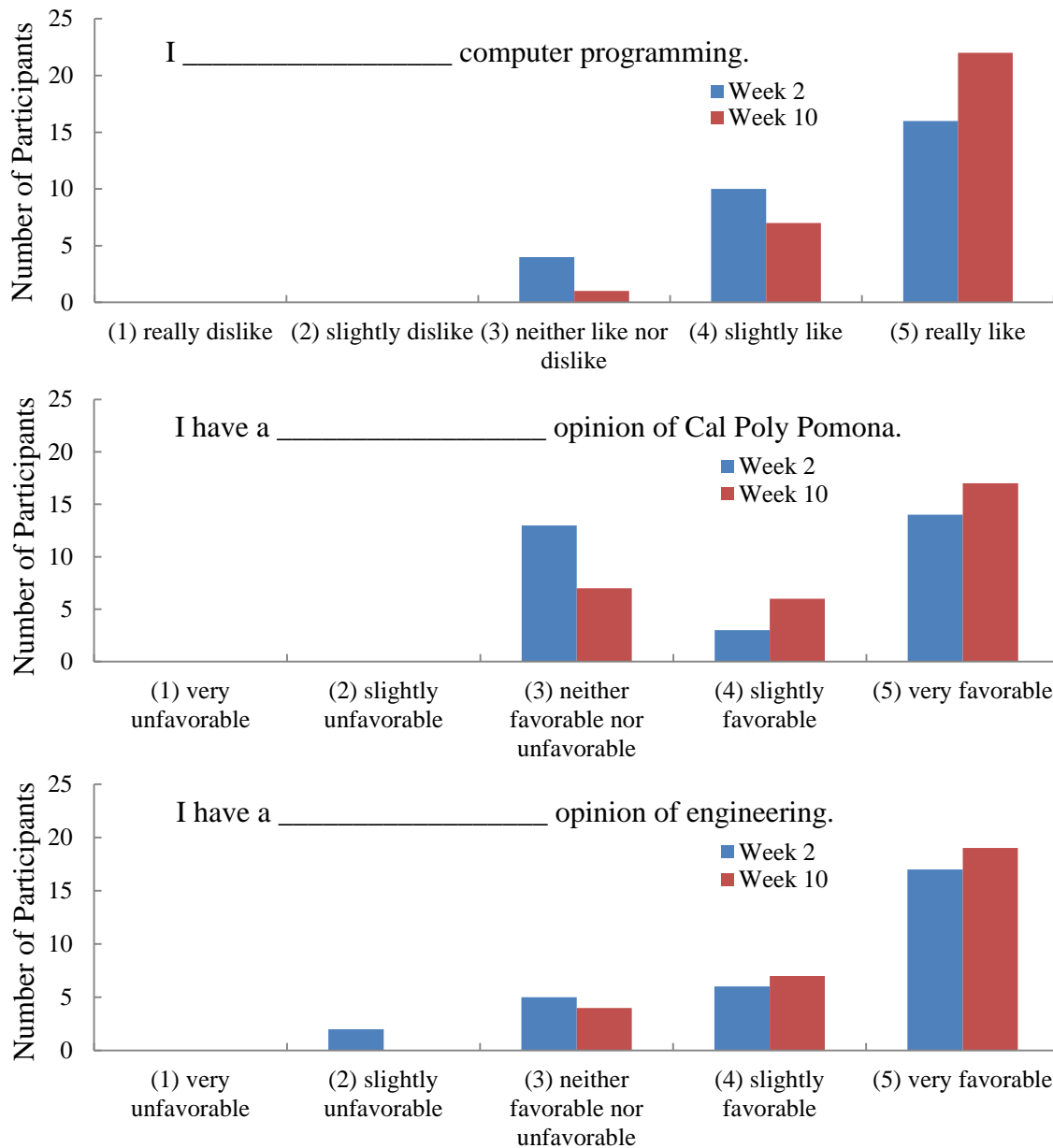


Figure 3: Comparison of participants’ opinions on the pre-course and post-course surveys (n = 30). A Wilcoxon signed-rank test indicates that the only the change in participants’ opinion toward computer programming is significant at the 95% confidence level.

3.2.3 Comparison of pre-course and post-course surveys

The pre-course and post-course surveys contained a few common questions to measure how the MOOC changed participants' attitudes toward the subject matter and the university -- 30 participants completed both surveys. Figure 4 shows that those participants held a more favorable opinion about computer programming, Cal Poly Pomona, and engineering after taking the MOOC. However, a Wilcoxon signed-rank test indicates that only the change in participants' opinion toward computer programming was significant at the 95% confidence level.

Unfortunately, only one of the 30 participants who completed both surveys was a high school student in California and it was not possible to determine whether the MOOC made Cal Poly Pomona a more attractive institution for that key demographic. Similarly, only two of the 30 participants who completed both surveys were alumni and it was not possible to determine whether the MOOC made alumni more likely to be engaged with the university.

4. Cost-benefit analysis

The costs to the university related to the development and delivery of hybrid course and MOOC are listed in Table 3.

Table 3: Approximate costs related to the hybrid course and MOOC

| | |
|--|--------|
| Stipend for authors to attend Summer 2012 workshop and develop hybrid course | \$3000 |
| Six units release time for lead author to develop and deliver MOOC | \$7200 |
| Weekly introduction videos for the MOOC created by a student assistant | \$450 |
| Miscellaneous costs for MOOC (e.g., certificate of completion design) | \$300 |

The total cost to Cal Poly Pomona for the hybrid course and MOOC was under \$11,000, with only about \$8,000 directly related to the MOOC. The university benefited from this project in the following ways:

- The lead author obtained first-hand experience creating and delivering a successful hybrid course and MOOC, and can be a resource for other faculty members in the future. The next section discusses many of the lessons learned by the lead author during the project.
- As discussed in Section 3.2.3, survey results indicate that the image of the university may have been enhanced by the MOOC.
- The resources developed for the hybrid version of ME 232 and the MOOC are currently being used by students at Cal Poly Pomona. In addition, all videos used in the MOOC are available on the Mechanical Engineering Department's YouTube Channel, promoting the university's brand to the world.¹⁵
- Data on participants' demographics and performance were obtained, which could be used to help guide future outreach efforts.
- People directly related to the university benefited from the course as 11% of enrolled participants were current Cal Poly Pomona students, faculty, or staff, while 10% of the enrolled participants were alumni.

5. Lessons learned

Below is general advice for anyone attempting a MOOC. The suggestions are based on the lead author's experiences teaching the course.

- Certificates and online badges are very important to participants. A few participants missed the deadline for the Final Exam and failed the course. They felt devastated that they did not receive evidence of their accomplishment even though they learned the course material. Certificates should have the university name and logo, course name, student name, accomplishment, and date of accomplishment.
- Although an instructor will invest a lot of time and energy into developing and teaching a MOOC, it is important to remember that the course is just a tiny part of most participants' lives. A completion rate of ~5-15%, using equation (1), is common.
- Many participants are working professionals and only have time to work on the course material during the weekend. These same people appreciate being able to preview material one week ahead of time (e.g., During Week 5, participants can access material from Weeks 1-6).
- Some participants are from other countries and have limited English skills. Speak clearly in the video tutorials, include closed captions, and write instructions using simple phrases. Have someone else review the course materials to make sure they are easily understood by a wide audience.
- Allow participants to access the Week 1 material a couple weeks early to let them get used to the course format and promote the course to others. This time period also allows you to correct unforeseen errors with the website before the pace of the course speeds up.
- Discussion boards can work well for MOOCs, but require constant vigilance. Consider recruiting students who are knowledgeable about the subject matter to act as voluntary student assistants in the course. The student assistants should access the discussion boards each day at different times.
- Discussion boards and Facebook act as early warning systems. Whenever a problem occurred with the website, a few participants sent messages to the instructor immediately and he was able to correct the issue before it impacted most participants. Student assistants also alerted instructor when they observed problems.
- Participants often forget to bookmark the course website. Include a link to website at the end of each email to make it easy for participants to rejoin the class.
- Many participants do not live in the university's time zone, so always include the time zone when listing deadlines (e.g., Thursday, April 17, at 10 PM PDT). In the course introduction, make sure to mention which time zone will be used throughout the course. It also may be helpful to include a link to a time zone converter on the course website. Even with these precautions, expect a little confusion about deadlines during the first couple weeks.
- Before designing the MOOC, it is critical to discuss the idea of offering a MOOC with school administrators since the university's brand will be affected by the course.
- If your institution has an eLearning center with experts in hybrid and online course design, consult with them prior to creating your MOOC to ensure your course incorporates as many best practices as possible.

Additional advice is provided in Appendix D.

6. Discussion and future work

This paper demonstrates that it is possible for a public PUI to develop and deliver a successful MOOC for relatively low cost using local resources. For this plan to be replicated at other public PUIs, the instructor(s) must be willing to be only partially compensated for their time; the Summer 2012 workshop stipend and six units of release time received by the lead author represents a fraction of the total time put into the creation of the hybrid course and MOOC. A MOOC developed using the model discussed in this paper would have to be a “labor of love.” While this may turn off many faculty members from creating their own MOOC, the lead author experienced a tremendous amount of personal satisfaction from helping hundreds of people around the world learn a new skill.

The MOOC described in this study was relatively small – only 2119 compared to the tens of thousands of participants in a typical MOOC. While many valuable lessons were learned from this project (see Section 5 and Appendix D), many new issues may arise when scaling up a course by an order of magnitude. How does the interaction between participants and the instructor change? Are discussion boards still manageable? Is it necessary to have multiple instructors for course management? Is it possible to offer a much larger MOOC for a similar cost as the smaller MOOC and, if so, can a major portion of the cost be recovered through course-related fees? In order to help answer these questions, during Spring Quarter 2015 the lead author will teach the same MOOC again with the goal of increasing enrollment to ~10,000 participants and making the course financially self-sustaining. Below are some important differences in the second offering of the MOOC.

- Recruitment of participants will be conducted primarily by a Cal Poly Pomona staff member, not the lead author.
- Release time will be provided for another faculty member to assist with the administration of the course.
- A trusted senior-level mechanical engineering student assistant will help the author respond to common email questions and will coordinate the other student assistants to ensure adequate coverage of the discussion boards.
- The university will attempt to recover costs through the sale of supplemental course materials such as a PDF of the PowerPoint slides used in the video tutorials and a quick reference guide for VBA commands.

7. Acknowledgments

The MOOC was made possible by funding from the following entities at Cal Poly Pomona: Office of the Provost; Mechanical Engineering Department; Academic Planning, Policy and Faculty Affairs; Studio 6. The authors also would like to thank Dr. Shanthi Srinivas and Dr. Victoria Bhavsar for providing valuable feedback about many aspects of the course, Professor Jaehoon Seong for assisting with the development of the hybrid version of ME 232, and the five mechanical engineering student volunteers (Jeff Zampell, Kyle Zampell, Andrew Skowron, Trenton Reed, and Raymond Faull) who helped manage the discussion boards.

8. References

- [1] Hollands, F. M., & Tirhali, D. (2014). MOOCs: Expectations and reality. Full report. Center for Benefit-Cost Studies of Education, Teachers College, Columbia University, NY. Retrieved from http://cbcse.org/wordpress/wp-content/uploads/2014/05/MOOCs_Expectations_and_Reality.pdf
- [2] Coursera Signature Track Guidebook. Retrieved from <https://www.coursera.org/signature/guidebook/>
- [3] Jordan, K. MOOC completion rates: The data. Accessed January 2014. Retrieved from <http://www.katyjordan.com/MOOCproject.html>
- [4] Perna, L., A. Ruby, R. Boruch N. Wang, J. Scull, C. Evans, S. Ahmad (2013). The life cycle of a million MOOC users. Presentation at the MOOC Research Initiative Conference, December 5, 2013. Presentation available at http://www.gse.upenn.edu/pdf/ahead/perna_ruby_boruch_moocs_dec2013.pdf
- [5] Christensen, G., A. Steinmetz, B. Alcorn, A. Bennett, D. Woods, and E. J. Emanuel (2013). The MOOC phenomenon: Who takes massive open online courses and why? Social Science Research Network, November 6, 2013. Available at <http://ssrn.com/abstract=2350964>
- [6] Belanger, Y. and J. Thornton (2013). Bioelectricity: a quantitative approach, Duke University's first MOOC. Available at http://dukespace.lib.duke.edu/dspace/bitstream/handle/10161/6216/Duke_Bioelectricity_MOOC_Fall2012.pdf
- [7] Liyanagunawardena, T. R., A. A. Adams, and S. A. Williams (2013). MOOCs: A systematic study of the published literature 2008-2012. The International Review of Research in Open and Distance Learning, 14, pages not provided. Available at <http://www.irrodl.org/index.php/irrodl/article/view/1455/2531>
- [8] Coursera's Meet Our Partners webpage. Retrieved from <https://www.coursera.org/about/partners>
- [9] Definition from Flipped Learning Network website. Retrieved from <http://flippedlearning.org/Page/1>
- [10] Nissenson, P. Impact of a hybrid format on student performance and perceptions in an introductory computer programming course. Accepted to the 2015 American Society for Engineering Education Pacific Southwest Conference in San Diego, CA.
- [11] Pappano, L. (2012). The Year of the MOOC. New York Times, November 2, 2012. Retrieved from <http://www.nytimes.com/2012/11/04/education/edlife/massive-open-online-courses-are-multiplying-at-a-rapid-pace.html?pagewanted=all&r=0>
- [12] CourseSites main webpage. Retrieved from <https://www.coursesites.com/>
- [13] Open Education main webpage. Retrieved from <https://openeducation.blackboard.com/>
- [14] Velasco, E. (2014). Cal Poly Pomona to offer its first MOOC. PolyCentric, January 22, 2014. Retrieved from http://polycentric.cpp.edu/2014/01/cal_poly_pomona_to_offer_its_first_mooc/
- [15] Playlist of video tutorials available on the Cal Poly Pomona Mechanical Engineering YouTube Channel (CPPMechEngTutorials), http://www.youtube.com/playlist?list=PLZOZfX_TaWAGg2uE_E7fz5SCrHhMaKw8j
- [16] Glance, D. G. and P. H. R. Barrett (2014). Attrition patterns amongst participant groups in Massive Open Online Courses. In B. Hegarty, J. McDonald, & S.-K. Loke (Eds.), Rhetoric and reality: Critical perspectives on educational technology. Proceedings ascilite Dunedin 2014, pp 12-20. Available at <http://ascilite.org/conferences/dunedin2014/files/fullpapers/16-Glance.pdf>

[17] Rossi, L. A. and O. Gnawali (2014). Language independent analysis and classification of discussion threads in Coursera MOOC forums. 15th IEEE International Conference on Information Reuse and Integration in San Francisco, CA, pp 654-661.

[18] Koller, D., A. Ng, C. Do, and Z. Chen (2013). Retention and intention in massive open online courses: In depth. EDUCAUSE Review, June 3, 2013. Retrieved from <http://www.educause.edu/ero/article/retention-and-intention-massive-open-online-courses-depth-0>

Appendix A: Course syllabus

Note: The syllabus format has been modified for this paper, but the content is unchanged.

Introduction to VBA/Excel Programming

Instructor

Paul Nissenson, Ph.D.
Department of Mechanical Engineering
California State Polytechnic University, Pomona

Course outline

In this 10-week course, you will develop computer programming skills using Microsoft Excel and the Visual Basic for Applications (VBA) language. These programming skills can be used to tackle a wide range of real-world problems. We will cover one topic per week.

Week 1: Introduction to the Excel workbook environment

Week 2: Introduction to the VBA Environment

Week 3: Data types & built-in functions in VBA

Week 4: Modular programming I – Sub procedures

Week 5: Modular programming II – Function procedures

Week 6: Selective execution – If structures and Select Case structures

Week 7: Repetitive execution – Loops

Week 8: UserForms

Week 9: Arrays

Week 10: Putting it all together

The Final Examination can be taken at the end of Week 10.

Prerequisites

No experience in computer programming or knowledge of engineering concepts is necessary to succeed in this course. I will assume that you know nothing about these subjects.

Software requirements

You will need the following software to participate in this course:

- For Windows, Microsoft Excel 2007 or later, Microsoft Word 2007 or later
- For Macs, Microsoft 2011 or later, Microsoft Word 2008 or later
- PDF reader – A free PDF reader is available at <http://get.adobe.com/reader/>

The Windows version of Excel is preferred for this course as it will be used in the video tutorials. However, you still can do well in the course using the Mac version of Excel.

No textbook is required for the course. All new material will be presented through video tutorials.

Grading

Quizzes: There will be 10 quizzes, each worth 1.5% of your overall course score.

Final Exam: There will be one exam at the end of the course that is worth 85% of overall course score.

Students receiving 50% or greater in their overall course score will receive a Certificate of Completion from Cal Poly Pomona via email. No official university credit will be given for completing this course.

Students' obligations

This is a massive open online course. Since there are many hundreds students enrolled in the course, I will not be able to interact directly with everyone. If you are having trouble understanding a concept, it is your responsibility to get help from a fellow student by using the class discussion boards as soon as possible. Although I will be reading the discussion boards frequently, I cannot promise that I will be able to personally answer your particular question. It is my hope that all of you will help each other throughout this course. Helping other students on the discussion boards also is a great way to learn the material.

Academic Integrity

Since you will be taking all tests outside of a classroom environment, I must rely on the honor system to prevent cheating. Cheating on tests is not allowed and includes using unauthorized reference materials during a test, collaborating with another person during a test, or obtaining advance copies of a test.

Online Etiquette

If a student is bullying other participants on the discussion boards, I will first give a warning to the student to terminate his or her behavior. If the student continues the bullying behavior, I will remove the student from the course. I expect that you all will be courteous to one another on the discussion boards.

Appendix B: Week 2 survey results

281 participants completed the Week 2 survey. All results are listed below.

Have you ever enrolled in a massive open online course (MOOC) in the past?

- 22.4% Yes, and I completed at least one MOOC with a passing grade.
- 6.8% Yes, but I did not receive a passing grade in the course.
- 70.8% No, this is my first MOOC.

Which of the following statements best describe your experience with computer programming?

- 32.7% I never tried to learn a computer language in the past.
- 25.6% I tried to learn at least one computer language in the past, but did not succeed in learning the language well.
- 41.3% I am able to write programs in at least one computer language, not including VBA.
- 0.4% Did not answer

Select the phrase that best represents your opinion about computer programming:

I _____ computer programming.

- 55.5% really like
- 26.7% slightly like
- 15.7% neither like nor dislike
- 2.1% slightly dislike
- 0% really dislike

Select the phrase that best represents your opinion about Cal Poly Pomona:

I have a _____ opinion of Cal Poly Pomona.

- 44.5% very favorable
- 16.4% slightly favorable
- 38.8% neither favorable nor unfavorable
- 0.4% slightly unfavorable
- 0% very unfavorable

Select the phrase that best represents your opinion about engineering:

I have a _____ opinion of engineering

- 59.4% very favorable
- 22.4% slightly favorable
- 16.4% neither favorable nor unfavorable
- 1.8% slightly unfavorable
- 0% very unfavorable

Select the main reason why you enrolled in this course.

- 59.4% Improve skills for your job
- 32.7% Self-improvement, unrelated to your job
- 3.2% Interest in Cal Poly Pomona
- 2.1% Interest in MOOCs
- 0% Other

What is your age group?

- 0.4% 13 or younger
- 1.1% 14-17
- 21.7% 18-25
- 35.9% 26-39
- 33.1% 40-59
- 7.8% 60 or older

What is the highest level of education that you have completed?

- 0.7% Middle school or lower
- 4.3% High school
- 24.6% Some college (no bachelor's degree)
- 36.7% Bachelor's degree
- 29.9% Master's degree
- 3.9% Ph.D.

Are you currently enrolled as a student at Cal Poly Pomona?

- 10.0% Yes
- 89.3% No
- 0.7% Not answer

Are you a faculty member or staff member working for Cal Poly Pomona?

- 1.4% Yes
- 98.2% No
- 0.4% Not answer

If you are currently attending high school or a community college in California, how strongly are you considering applying to Cal Poly Pomona in the future?

- 6.4% Definitely will apply
- 1.1% Maybe will apply
- 3.2% Not sure at this time
- 0.7% Probably will not apply
- 0.7% Definitely will not apply
- 86.1% I am not attending a high school or a community college in California
- 1.8% Not answered

Are you an alumni of Cal Poly Pomona?

- 10.0% Yes
- 90.0% No

If you are an alumni of Cal Poly Pomona, which of the following activities have you participated in during the past three years? (select all that apply)

- 0.7% Donated money
- 2.5% Volunteered in at least one Cal Poly Pomona sponsored program or event
- 5.0% Attended at least one Cal Poly Pomona sponsored program or event in which you did not volunteer
- 3.6% Been a member of the Cal Poly Pomona Alumni Association
- 86.1% I am not an alumni of Cal Poly Pomona
- 5.7% Did not answer

Appendix C: Week 10 survey results

155 participants completed the Week 10 survey.

Select the phrase that best represents your opinion about computer programming:

I _____ computer programming.

- 69.7% really like
- 22.6% slightly like
- 6.5% neither like nor dislike
- 0.6% slightly dislike
- 0.6% really dislike

Select the phrase that best represents your opinion about Cal Poly Pomona:

I have a _____ opinion of Cal Poly Pomona.

- 62.6% very favorable
- 23.2% slightly favorable
- 12.3% neither favorable nor unfavorable
- 0.6% slightly unfavorable
- 0.0% very unfavorable
- 1.3% did not answer

Select the phrase that best represents your opinion about engineering:

I have a _____ opinion of engineering

- 56.1% very favorable
- 27.7% slightly favorable
- 14.2% neither favorable nor unfavorable
- 1.3% slightly unfavorable
- 0.0% very unfavorable
- 0.6% did not answer

If you are currently attending high school or a community college in California, how strongly are you considering applying to Cal Poly Pomona in the future?

- 3.9% Definitely will apply
- 3.2% Maybe will apply
- 0.0% Not sure at this time
- 0.0% Probably will not apply
- 0.0% Definitely will not apply
- 91.0% I am not attending a high school or a community college in California
- 1.9% Not answered

If you are an alumni of Cal Poly Pomona, which of the following activities are you strongly considering during the next year? (select all that apply)

- 1.9% Donating money
- 3.9% Volunteering in at least one Cal Poly Pomona sponsored program or event
- 6.5% Attending at least one Cal Poly Pomona sponsored program or event in which you did not volunteer
- 4.5% Becoming a member of the Cal Poly Pomona Alumni Association
- 89.0% I am not an alumni of Cal Poly Pomona
- 0.6% Did not answer

Based on your experience with this massive open online course (MOOC), how interested are you in taking another MOOC from Cal Poly Pomona in the future?

- 81.9% Very interested
- 15.5% A little interested
- 2.6% Not very interested
- 0.0% Not at all interested

What is your opinion about the following statement:

The ungraded sanity-check quizzes were helpful in learning the course material.

- 81.9% Strongly agree
- 12.9% Slightly agree
- 3.9% Neither agree nor disagree
- 0.6% Slightly disagree
- 0.0% Strongly disagree
- 0.6% Did not answer

During what percentage of the video tutorials did you use closed captions?

- 59.4% 0%
- 7.1% 1-24%
- 6.5% 25-49%
- 7.1% 50-74%
- 18.7% 75-100%
- 1.3% Did not answer

Select the phrase the best represents your opinion about the length of the video tutorials:

The video tutorials were _____.

- 1.3% way too long
- 14.8% a little long
- 78.8% just the right amount of time
- 3.2% a little short
- 1.3% way too short
- 0.6% Did not answer

What is your opinion about the following statement:

The online discussion board helped me learn the material.

- 16.1% Strongly agree
- 26.5% Slightly agree
- 11.6% Neither agree nor disagree
- 1.3% Slightly disagree
- 0.6% Strongly disagree
- 43.9% I did not use the discussion boards

What is your opinion about the following statement:

The online discussion boards created a sense of community in the course.

- 16.8% Strongly agree
- 26.5% Slightly agree
- 12.9% Neither agree nor disagree
- 0.0% Slightly disagree
- 1.3% Strongly disagree
- 42.6% I did not use the discussion boards

What is your opinion about the following statement:

My questions on the discussion boards were answered in a reasonable amount of time.

- 25.8% Strongly agree
- 7.1% Slightly agree
- 21.2% Neither agree nor disagree
- 1.5% Slightly disagree
- 0.0% Strongly disagree
- 57.4% I did not use the discussion boards

What is your opinion about the following statement:

The student teaching assistants were helpful in answering my questions on the discussion boards.

- 22.6% Strongly agree
- 8.4% Slightly agree
- 12.3% Neither agree nor disagree
- 0.0% Slightly disagree
- 0.0% Strongly disagree
- 56.8% I did not use the discussion boards

During the course, content was available one week ahead of time. For example, you could view Week 7 content during Week 6. What is your opinion about the following statement:

Making course content available one week ahead of time made it easier for me to participate in the course.

- 71.6% Strongly agree
- 17.4% Slightly agree
- 7.1% Neither agree nor disagree
- 1.3% Slightly disagree
- 1.9% Strongly disagree
- 0.6% Did not answer

This open online course was offered by Cal Poly Pomona for free and you are able to earn a Certificate of Completion and an online badge for passing the course. If Cal Poly Pomona offered another open online course in the future for a topic that interests you, and you were able to earn a Certificate of Completion and online badge for passing the course, how much money would you feel comfortable paying to enroll?

- 28.1% \$0
- 8.4% \$1 - \$5
- 10.2% \$6 - \$10
- 17.4% \$11 - \$20
- 21.0% \$21 - \$40
- 12.6% More than \$40
- 2.4% Did not answer

What did you like about the course and/or instructor?

(Note: Selected comments are shown below with minor changes to fix grammar. A list of all comments is available upon request.)

- “This my very first MOOC and to be honest this course and the instructor inspired me to enrolled more MOOCs without hesitation.”
- “Quizzes and homeworks were helpful for me to verify that I was adequately learning the material.”
- “Thoroughly enjoyed this course and thought that the instructor gave more than enough support and feedback to questions asked.”
- “I am French and not totally fluent in English, but I almost understood every word pronounced.”
- “It's something new that will be useful for my work.”
- “Great communication. There was never a time when I did not know what week it is, what I was supposed to be doing, and when things were due.”

- “I liked the way the course paced. I understand it is difficult to pace a course just right for a very large audience. Some weeks were slow and some were faster. Our instructor was clear about the objectives and presented material that aligned with those objectives.”
- “I appreciated the fact that there were closed captions”
- “[The instructor and the student assistants] were very responsive on the forum. Far more than I expected, and that effort is appreciated.”
- “The videos were very well produced, with good audio and clear video. They provided a good presentation of the material.”
- “I really liked that next week content was available ahead of time. It works really well because we can plan our study better and when we feel like we are understanding the course we can move forward and not wait for the following week.”
- “I’m able now to build simple modules in Excel that will be useful in my job. Thanks a lot!”
- “Although I am not a Facebook ‘type’, I did connect in and was able to learn through other’s experiences via MOOC discussion board and Facebook.”
- “I am hard of hearing I am often excluded from various situations. In this MOOC, I experienced none of those hearing-related difficulties because the captioning was so well done (consistently clear and synchronized with the speaker’s voice), which allowed me to focus on the learning. I think I finished this MOOC because I have a hard time with MOOCs that simply show someone talking - I get bored and cannot pay attention. I think it is really good that the videos are primarily focused on action - that is, the Excel code that is being modified.”
- “I also felt really good for completing the quizzes every week. There was something really well done in the way that I didn’t feel afraid to fail (because the self-check quizzes weren’t worth points) and because the quizzes themselves weren’t worth much.”
- “This course has a lot of relevance for my career because as I am in the field of information science. It feels good to get a new tool that will make me more competent and creative.”
- “It is evident that [the instructor] put a lot of effort into the preparation of the course. Course syllabus and flow were not too exhausting (just the exact amount for the beginners, with enough room for those a little more advanced to learn new things as well), and in an intuitive order. Additional materials were helpful, and the organization and timing were perfect.”
- “The course was cut up into digestible bite-sized pieces.”

What did you dislike about the course and/or instructor?

(Note: Selected comments are shown below. A list of all comments is available upon request.)

- “I wish there were actual discussion questions to keep everyone involved.”
- “Monotone voice of instructor”
- “I hope in or before the course, the instructor should recommend some good textbook and further reading material, so if we have some question or there is some area not covered in the video, we could find the answer from the book.”
- “I think some of the examples were too esoteric.”
- “More complex exercises, so depending on the level can gain more experience.”
- “There was not written material to refer and it took too long to find things in the videos so I did not complete the course.”
- “I am an accountant, therefore the engineering questions did not suit me.”
- “I am an experienced programmer. I found much too much (for me unnecessary) repetition in many videos”
- “I’d like to have the solutions for the homework problems earlier.”
- “Need more links and information on the topics covered. For example, link to website that explains loops.”
- “I would’ve liked to have had more prepared materials for reading rather than just viewing the videos.”
- “I would rather work at my own pace. I didn’t like having to wait a week to start the next module. I was excited to learn the material and would have liked to complete it sooner than allowed.”
- “It would be nice to have more exercises/examples of how to apply VBA in everyday work.”
- “Could you have an optional text book to go along with the class?”

Appendix D: Additional advice for anyone interested in creating and teaching a MOOC

This is a continuation of the lessons learned from Section 5.

- In the instructions for graded assessments (e.g., quizzes), include details such as the submission deadline, amount of time to take the assessment, what happens if the time runs out, what happens if participants become disconnected, which button should the participant click to submit the assignment, and the number of questions in the assessment. The instructions should be consistent week-to-week.
- Participants may mistake quiz due dates for the time when they should take the quiz. For example, if you state that participants can take a quiz at any time before Thursday at 10 PM PST, some participants may think that they must take the quiz exactly at that time.
- Internet connections (and even access to electricity) are not reliable in many parts of the world. Set up quizzes and exams so that participants may re-enter them if they accidentally get disconnected. Adding some extra time for the completion of assessments also will help with these issues.
- Give little weight to the first quiz as some participants will be confused with the course website and make small mistakes, such as accidentally submitting a quiz too early.
- Create a calendar of events section on the course website to allow participants to plan ahead.
- Give suggestions on how to prepare for the MOOC on the enrollment page. For example, <http://metronews.ca/uncategorized/1032928/how-to-stay-motivated-when-taking-an-online-course/>