

Teaching the Basic Concepts of Communications Systems Using Interactive Graphics and Calculations

Dr. Victor S. Frost

*Dan F. Servey Distinguished Professor
Electrical Engineering and Computer Science
University of Kansas*

Abstract

An open source, open content, and open access (free) electronic textbook, an ebook, introducing the concepts of communication systems is described. The ebook is written in the Wolfram language, Mathematica. The purpose of this interactive presentation of communication systems is to bring the material alive through the use of student driven interactive graphics and dynamic performance metric calculations. In-line interactive questions are included to provide the students with rapid feedback regarding their understanding of the material. The ebook was used as the required text in EECS 562 Introduction to Communication Systems at the University of Kansas in the Spring of 2021.

Keywords

Communication systems, electronic textbook, faculty paper.

Introduction

It is common for electrical engineering curriculum to include an introduction to communication systems course, either required or as an elective. There are many books in the market to teach an introduction to communication systems course, e.g., [1], [2], [3], [4], [5], [6], [7], [8], [9], [10] and [11]. These texts provide comprehensive coverage of communication systems; mostly presenting analog and then digital modulation. An ebook will be presented which follows a different way to teach communication systems; an approach that uses a student driven interactive presentation of the fundamentals of communication systems. This ebook also takes a different pedagogical approach to teaching the subject.

Following a growing trend, this ebook is open source, open content, and open access, i.e., Open Educational Resources (OER) material. Links to the ebook are posted on the [OER Commons site](#) and the [Wolfram Books site](#). Open textbooks are becoming ubiquitous. OER material is intended to provide free access to openly licensed information to support teaching and research. There are several search web sites dedicated to help instructors find open textbooks in their field, e.g., the [Open Textbook Library https://open.umn.edu/opentextbooks/](https://open.umn.edu/opentextbooks/) [12] and [Openly Available Sources Integrated Search \(OASIS\) https://oasis.geneseo.edu/](#) [13], and [OER Commons https://www.oercommons.org](https://www.oercommons.org), [13].

This ebook is written in the Wolfram language, Mathematica [14]. Students access the material by downloading one file from the class web site and the free [Wolfram Player](https://www.wolfram.com/player/) from <https://www.wolfram.com/player/>. The ebook is then read by opening the one file using the Wolfram Player. The Wolfram Player allows the students to dynamically engage with the interactive material. The Wolfram Player runs on common operating systems, Windows 10, Mac, and Linux as well as iOS for iPads. This ebook also took advantage of several Mathematica

notebooks from the Wolfram Demonstration Project [15]. MATLAB is commonly used for signal processing and communication systems simulation [16]. Mathematica provided a direct method to integrate interactive graphics with text and equations as well as organize the material into openable/closable chapters/sections/subsections and therefore was selected for this effort. The current version of the ebook can be downloaded from [Introduction to Communication Systems](#) [17] and from the digital repository of the University of Kansas, [KU ScholarWorks](#).

In the context of this effort interactive means that the static plots, typically found in traditional text books, are brought to life using student driven interactive graphics. For example, simultaneously showing a raised cosine pulse and its spectrum as the student changes the roll-off factor. This approach also enables dynamic performance metric calculations, e.g., showing the threshold effect (in frequency modulation) of the output signal-to-noise ratio as the student changes the modulation index. The interactive graphics allow the student to engage with and visualize the concepts that provide the basis for electronic communications. To reinforce the concepts, in-line interactive questions are included; the student provides an answer and gets immediate feedback; if their answer is wrong then they can try again. The ebook also contains many worked problems; these guide the students toward solutions of some of the in-line interactive questions.

Not only can the student directly interact with the material, a unique pedagogical approach is used to present communication systems concepts. After a review of signals and systems the presentation directly goes to building baseband waveforms from a stream of information bits, where analog-to-digital conversion is discussed as just another way to generate information bits. This approach reflects our current world, where information is often already in the form of bits, e.g., documents, e-mail, and texts. After the transformation of bits into digital baseband waveforms, double-sideband suppressed carrier (DSB-SC) modulation is presented. Concepts from DSB-SC are all that are needed to introduce quadrature modulation followed by discussions of digital modulation techniques, specifically, Binary Phase Shift Keying (BPSK), Quadrature Phase Shift Keying (QPSK), M-ary Quadrature Amplitude Modulation (M-QAM), M-ary Phase Shift Keying (MPSK), Time Division Multiple Access (TDMA) and the basics Orthogonal Frequency Division Multiplexing (OFDM). The ebook gives the students the essentials needed to understand 5G and WiFi technologies early in the semester; relating the material to devices they use every day. The remaining topics build upon each other culminating with an introduction to the implementation of OFDM, with examples from WiFi and OFDM as used in 4G/5G communications systems. Here, the students see how the concepts presented throughout the semester tie together, from M-ary baseband symbols, pulse shaping, dynamic resource allocation enabled by the combination of TDMA/OFDM, the bit error rate vs signal-to-noise ratio (E_b/N_0) for different orders of M-QAM, receiver noise figure, path loss and antenna gain lead to current systems using adaptive modulation techniques. The ebook contains 16 chapters, each followed by a set of homework questions and 348 figures of which 104 are interactive graphics. Throughout the ebook systems trade-offs and design alternatives are stressed. The material in this ebook has been covered in one semester.

However, some detailed theoretical developments are included and a comprehensive coverage of all aspects of communications systems, e.g., the wide variety of modulation schemes, are not covered. There are several text books that provide such a treatment, for example, [1], [2], [3], [4], [5], [6], [7], [8], [9], [10] and [11]. Those texts cover a wider array of communication systems

and techniques as well as a more in-depth development of the underlying theory, and often provide material for more than one semester.

The approach taken here also has advantages for instructors. With a license for the latest version of Mathematica instructors can lecture directly from the ebook. The material has been specifically formatted so that the Wolfram notebook (.nb file) can be directly used during lectures taking advantage of Mathematica's "Classic Slide Show" functionality. The "Classic Slide Show" functionality enables the instructor to show the text and interactive plots in a viewable (slide-like) format. The "Classic Slide Show" functionality was used while teaching EECS 562 Introduction to Communication Systems at the University of Kansas in the spring of 2021. A solutions manual has been developed for the end of chapter questions. Solutions for the homework for each chapter have been written as separate Mathematica notebooks. These have in-line solutions. Instructors can easily change the numbers in some of the problems and then the homework notebooks recalculates the solutions; providing a path for changing the problems each semester. There a simple method for instructors to remove the solutions, make a pdf and distribute the homework to the students.

The table of contents of the ebook is discussed next. Examples of the interactivity are then presented followed by samples of the in-line questions, ending with a discussion of how the ebook supported remote learning in the spring of 2021.

Organization of Topics

After a review of signals and systems many communications systems text books first present analog modulation, e.g., double sideband suppressed carrier, double sideband large carrier-commercial AM, vestigial sideband modulation (VSB), single side band, frequency and phase modulation. Often the superheterodyne receiver is discussed along with analog modulation, usually AM. Later in these textbooks digital modulation is discussed, e.g., BPSK, MPSK, amplitude shift keying (ASK), frequency shift keying (FSK), QPSK, and MPSK, M-QAM often followed by other types of digital modulation, e.g., differential phase shift keying and minimum shift keying. Coverage of OFDM is not often in depth [18]. While this order of presentation was suitable when analog modems were common and used FSK and when analog TV used VSB for video and FM for audio, today's technology, i.e., cable modems, WiFi, 4G and 5G cell systems, is dominated (at an introductory level) by OFDM, TDMA, and dynamic M-QAM. A goal for this ebook was, as soon as possible, in the semester motivate students by introducing them to communications systems concepts for devices they own and use every day. The ordering of the material was also driven by another goal; to stress the systems trade-offs and design alternatives, e.g., engineering trade-offs among radio frequency (RF) bandwidth requirements, receiver complexity/cost, transmitter power requirements, antenna size, carrier frequency, and the distance between transmitters and receivers. To achieve this goal a chapter introducing the elements involved in constructing link budgets and using them to conduct engineering design trade-off studies is included following the discussion of analogy modulation and the superhetrodyne receiver. This sets the stage for developing the concept of processing gain in the context of the noise performance of analog modulation techniques. The students can then include the processing gain in their link budgets and learn about the trade-offs among key system parameters, e.g., transmitter power and the required RF bandwidth to meet customer specified signal-to-noise ratio. Performance of digital communications system, with a focus on the bit

error rate (BER) as a function of the E_b/N_0 is presented next. For BPSK and MPSK the link budget concepts are applied to again highlight trade-offs among key system parameters. The students are now prepared to tie together all the concepts they have studied to develop an understanding of the implementation issues associated with WiFi, 4G and 5G cell systems. The ebook concludes with a chapter introducing error control coding, culminating in defining the coding gain which again can then be factored into link budgets. Below is the table of contents.

- 1 Introduction
- 2 Signals & Systems Review
- 3 Baseband Data Transmission
- 4 Time Division Multiplexing (TDM)
- 5 Double - Sideband Suppressed Carrier (DSB-SC) Modulation
- 6 Quadrature Modulation/Multiplexing
- 7 Frequency Division Multiplexing (FDM) and Orthogonal Frequency Division Multiplexing (OFDM)
- 8 Double Sideband Large Carrier (DSB - LC) - Commercial AM
- 9 Single and Vestigial Sideband Modulation (SSB and VSB)
- 10 Frequency and Phase Modulation (FM/PM)
- 11 Superheterodyne Receiver
- 12 Communications Channels, Noise and Link Budgets
- 13 Performance of Analog Modulation with Noise
- 14 Performance of Digital Modulation with Noise
- 15 Multimegabit/sec Terrestrial Wireless Communication Systems: Impairments and Implementation
- 16 Introduction to Error Detection and Correction Techniques
- Appendix: net*TIMS FreeWire Laboratory Experiments

Examples of Student Driven Interactive Graphics and Dynamic Performance Metric Calculations

The purpose of this section is to provide a flavor of the student driven interactive graphics and dynamic performance metric calculations included in the ebook. These interactive graphics will be presented dynamically during the conference. The first example, Figure 1, shows how the

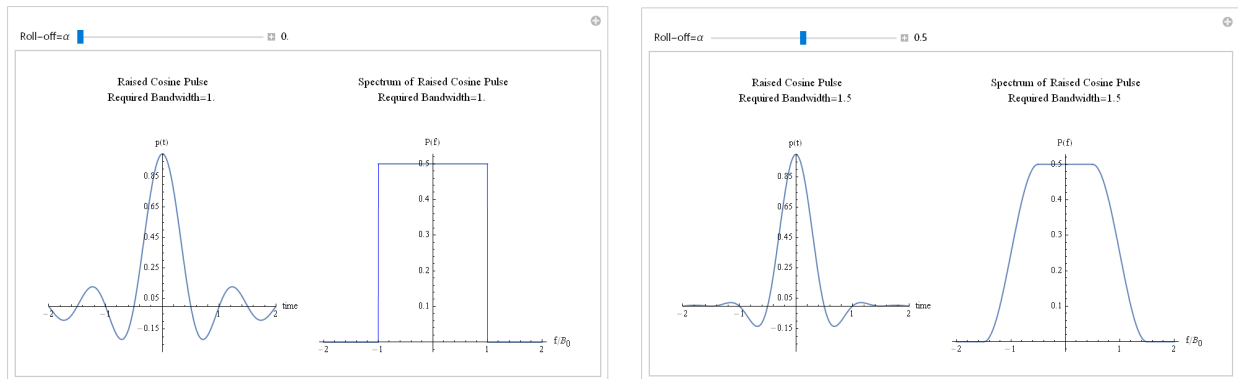


Figure 1 Interactive Time/Frequency Raised Cosine Graph

student can visualize the impact of changing the roll-off factor (by using the slide bar) of a raised cosine pulse in time and frequency.

The mathematics of intersymbol interference (ISI) are not conducive to understanding the concept; Figure 2 shows an interactive graphic that the student can use to explicitly see the impact of ISI as the bandwidth and roll-off factor changes; this interactive is particularly useful for explaining the benefit of using the additional bandwidth required by raised cosine pulses.

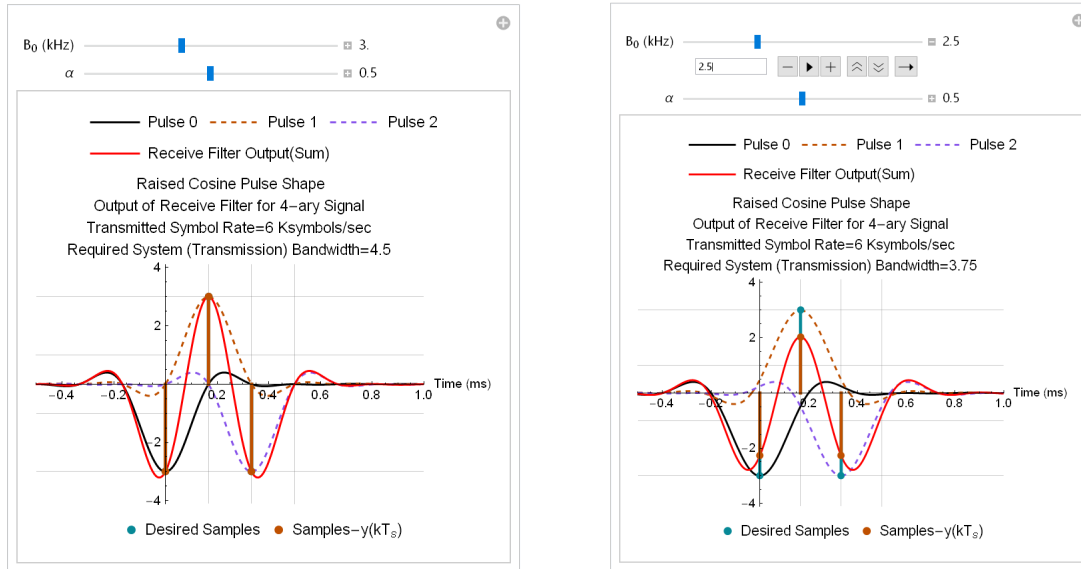


Figure 2 Interactive Demonstration of ISI

Keeping with visualizing ISI, eye diagrams are used to qualitatively examine timing errors and noise margin. An interactive eye diagram is shown in Figure 3; here the impact of ISI, noise and jitter can be visualized.

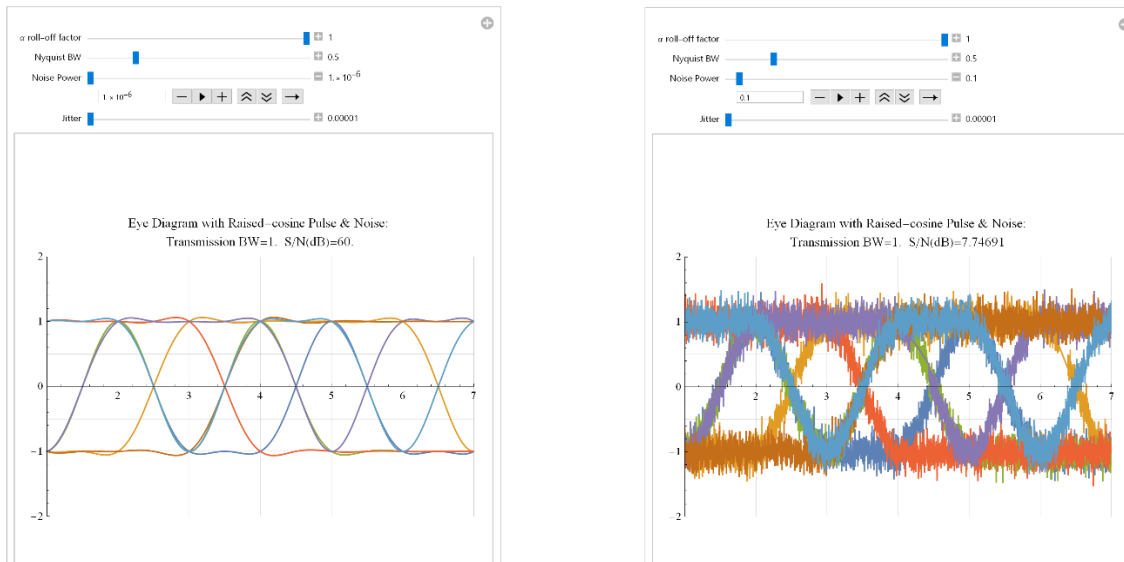


Figure 3 Interactive Eye Diagram

Interactive graphics also help the students see the validity of approximations used in theoretical developments. In Figure 4 the approximation used in the development of the processing gain for FM modulation is shown.

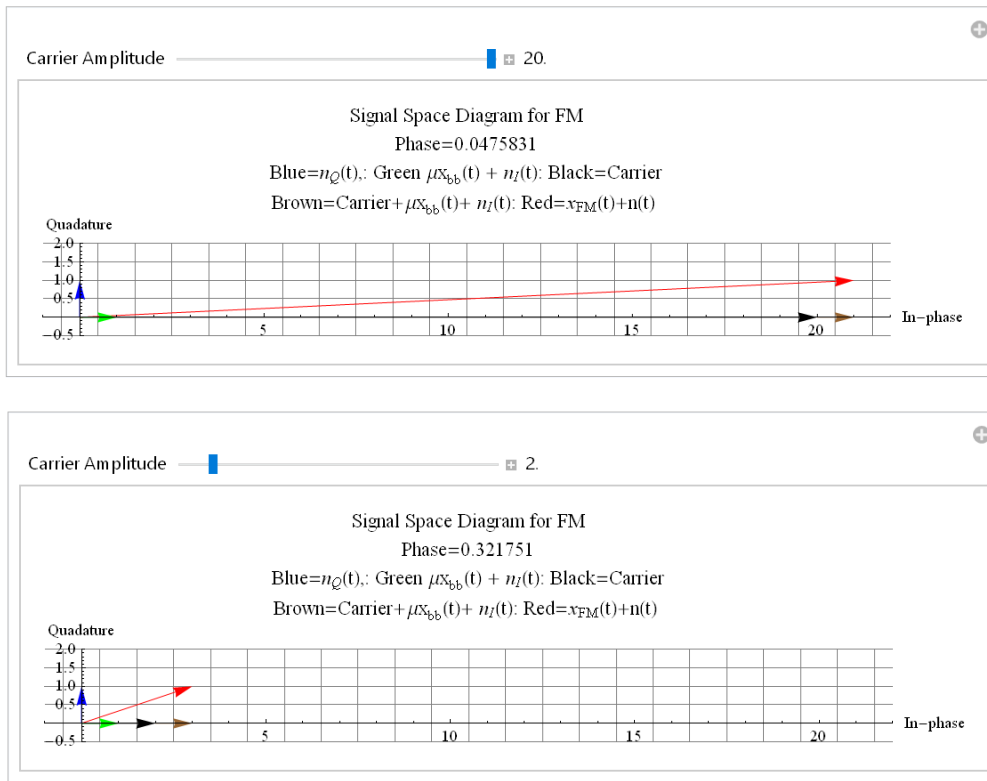


Figure 4 Visualization of an approximation used in FM Demodulation Analysis

The students can also directly see performance trade-offs as a function of systems parameters. The noise performance of FM is given in Figure 5, an interactive plot of the post-detection S/N vs the pre-detection as the FM modulation index is changed by the student. The interactive graphic clearly shows the students the threshold effect and its dependence upon the modulation index.

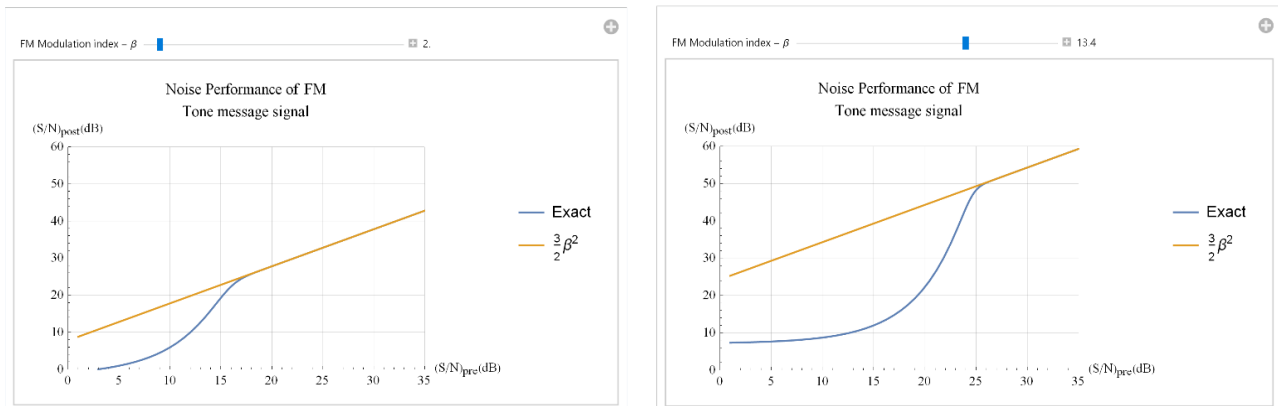


Figure 5 Noise Performance of FM

System trade-offs can be illustrated graphically. Figure 6 shows the received signal power as a function of distance where the system parameters are interactively varied. Figure 6 brings out the effect of the path loss exponent. To enable the students to see the system trade-offs involving antenna gain, the gain of a parabolic reflector antenna was used as a proxy to represent a relationship between normalized antenna size (diameter/wavelength) and antenna gain. In the interactive elements, the calculations are not at all valid if calculated antenna gain is less than 0dB. For a given carrier frequency the students can set the diameter to get a gain of 0dB to model an isotropic antenna.

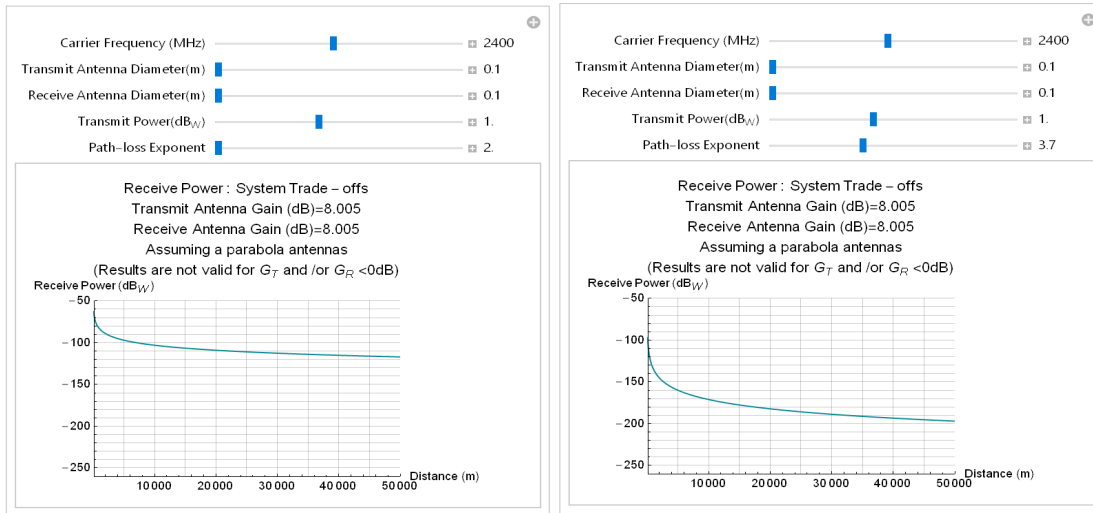


Figure 6 Receive Power vs Distance Trade-off Study

Link budgets are commonly calculated using a spreadsheet. An imbedded interactive table in the ebook provides spreadsheet functionality. A link budget with parameters modeling the

Link Budget
(Results are not valid for G_T and/or $G_R < 0\text{dB}$)

Figure 7 Link Budget with System Parameters Modeling the Perseverance Mars Rover Communications System

f_c (MHz)	7500
λ (m)	0.04
P_T (dB _W)	1
Diameter Tx (m)	0.3
Transmit Antenna Gain: G_T (dB)	27.4442
Distance (m)	3600000000
Propagation Exponent	2
Path Loss (dB)	281.069
Diameter Rec (m)	70
Receive Antenna Gain: G_R (dB)	74.8038
P_R (dB _W)	-177.821
Noise Figure (dB)	0.29
Equivalent Noise Temp	20.0259
Antenna Temp	100
Bandwidth (MHz)	0.0005
Noise Power (dB _W)	-180.819
Margin (dB)	0
(Signal-to-Noise) _{pre} (dB)	2.99769

Perseverance Mars rover communications system is given in Figure 7 (parameters in black system are user input and red indicates calculated values).

To help the students visualize the detection process for digital RF modulation techniques interactive graphs are included to show the samples of output of the in-phase (I) and quadrature (Q) integrate-and-dump filters. The students can then change to noise variance to see how the spread of the points in the I/Q graphs changes or change the signal amplitude to see how the

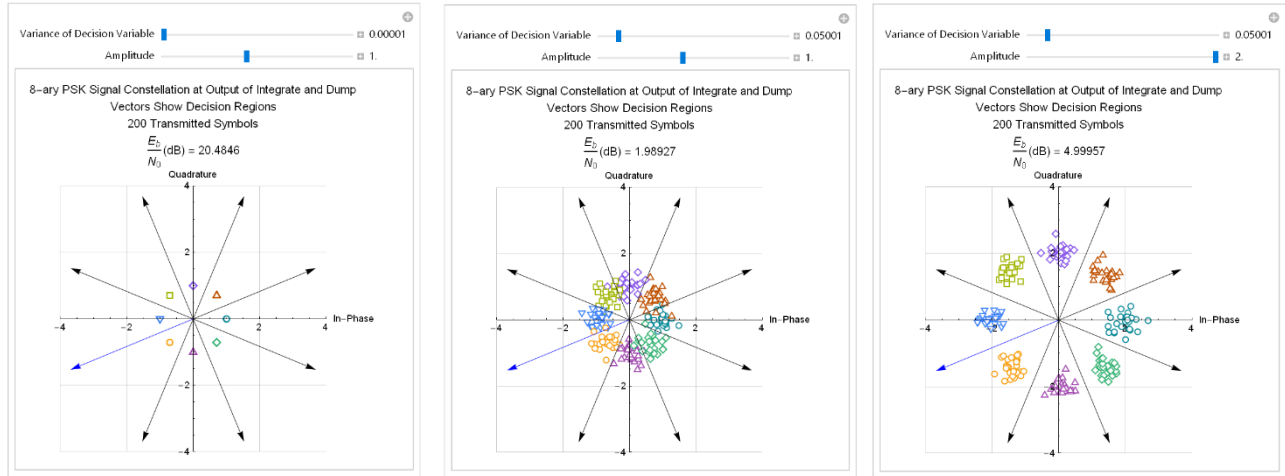


Figure 8 Visualization of Symbol Detection in 8-PSK

signaling point spread out as the signal power is increased; this process enables them to visualize the minimum distance detection algorithm as shown in Figure 8.

The examples discussed above are a few samples of the interactive graphics and dynamic performance metric calculations included in the ebook. The next section presents some examples of the in-line interactive questions include in the ebook.

In-line Interactive Questions

Throughout the ebook the students have an opportunity to answer in-line questions, if the answer is right the ebook will return CORRECT. The students can continue to submit answers until they provide the correct solution. The ebook does not keep track of any student responses; the interactive questions are included to provide rapid feedback regarding their understanding of the material. Broadly, the questions are either True/False or require a numerical solution. The True/False questions often address system performance trends and trade-offs. Figure 9 contains several examples of in-line questions.

Remote Learning

This ebook supported the remote teaching of the fundamental concepts of communication systems in the spring of 2021. The EECS 562 Introduction to Communication Systems course at the University of Kansas is a four-hour class including a laboratory. For many years the existing laboratory used the TIMS (Telecommunication Instructional Modelling System) system from Emona see: <https://www.emona-tims.com/emona-product/advanced-lab-teaching/>. In the spring

of 2021 the class had students attending the lectures and laboratory in-person as well as some individuals who could only attend both remotely.

The in-line questions, examples and homework as well as using the "Classic Slide Show" functionality used during lectures was aimed at improving the Zoom experience for the remote learners. Remote access to laboratory experiments using real hardware was enabled by using the Emona net*TIMS FreeWire system see [19] <https://www.emona-tims.com/emona-product/nettims-freewire/>. The Emona net*TIMS FreeWire hardware system physically located on campus (in the EECS 562 Laboratory) provides students with real-time control and measurement of real hardware elements of a communications system over the Internet. Students access the Emona net*TIMS FreeWire hardware using common web browsers. Students configure elements of a communications system, e.g., oscillators, multipliers, noise sources, and filters, creating an end-to-end communications system, e.g., a BPSK transmitter receiver using the same methods as the in-person students. The students physically in the laboratory plug the module together using patch cables, the remote learners connect the modules using a point and click. The Emona net*TIMS FreeWire system includes oscilloscope and spectrum analyzer

3

Bit arrive at 1Mb/s; 8-ary baseband waveform encoding is used.
What is the integration time (in μ s) used in an integrate-and-dump detector

the answer is: CORRECT

100

For a symbol time of 10 μ sec what is the required frequency difference in kHz such that the signals will be orthogonal.

the answer is: CORRECT

enter answer here...

Carrier and symbol synchronization is required in OFDM systems.
Enter 1 for True or 0 for False

the answer is: WRONG

1.5

A system uses 100 subcarriers with $\Delta f = 15000$. QPSK is used on 25 subcarriers, 16-QAM on 50 subcarriers and 256-QAM on 25 subcarriers.
What is the required RF Bandwidth (in MHz)?

the answer is: CORRECT

1

For fixed physical antenna diameter as the carrier frequency increase the antenna gain increases.
Enter 1 for True or 0 for False

the answer is: CORRECT

1

With fixed transmitter power and antenna size, and distance between the transmitter and receiver as the Path-loss Exponent increases the receive power decreases.
Enter 1 for True or 0 for False

the answer is: CORRECT

Figure 9 Examples of In-line Interactive Questions

functionality to measure system performance. Six new laboratory experiments were written for the net*TIMS FreeWire to ensure that the remote learners had a laboratory experience comparable to the in-person students. These experiments are included as an appendix in the ebook.

Conclusions

Active engagement of students in the learning of the basic concepts of communication systems is facilitated by the free open source, open content, and open access electronic textbook described above. The ebook also used a different approach to teaching the subject; introducing digital modulation, especially OFDM as quickly as possible. Highlighting communication system design trade-offs was also a focus of the ebook. This ebook combined with the Emona net*TIMS FreeWire experiments provided an avenue for offering lectures and a laboratory experience to a combination of in-person and on-line learners.

References

- [1] A. B. Carlson and P. B. Crilly, *Communication systems : an introduction to signals and noise in electrical communication*, 5th ed. Boston: McGraw-Hill Higher Education, 2010, pp. xx, 924 p.
- [2] L. W. Couch, *Digital and analog communication systems*, 8th ed. Upper Saddle River, N.J.: Pearson, 2013, pp. xxi, 762 p.
- [3] S. S. Haykin and M. Moher, *Modern wireless communications*. Upper Saddle River, N.J.: Pearson/Prentice Hall, 2005, pp. xvi, 560 p.
- [4] B. P. Lathi and Z. Ding, *Modern digital and analog communication systems*, Fifth Edition. ed. (Oxford series in electrical and computer engineering). New York: Oxford University Press, 2019, pp. xix, 993 pages.
- [5] G. M. Miller, *Modern electronic communication*, 6th ed. Upper Saddle River, N.J.: Prentice Hall, 1999, pp. xix, 794 p.
- [6] M. S. Roden, *Analog and digital communication systems*, 4th ed. Upper Saddle River, N.J.: Prentice Hall, 1996, pp. xiv, 560 p.
- [7] M. Schwartz, *Information transmission, modulation, and noise*, 4th ed. (McGraw-Hill series in electrical engineering). New York: McGraw-Hill, 1990, pp. xv, 742 p.
- [8] K. S. Shanmugam, *Digital and Analog Communication Systems*. Wiley, 1979.
- [9] H. Stark, F. B. Tuteur, and J. B. Anderson, *Modern electrical communications : analog, digital, and optical systems*, 2nd ed. Englewood Cliffs, N.J.: Prentice-Hall, 1988, pp. xx, 651 p.
- [10] F. G. Stremler, *Introduction to communication systems*, 2nd ed. (Addison-Wesley series in electrical engineering). Reading, Mass.: Addison-Wesley Pub. Co., 1982, pp. xiv, 702 p.
- [11] R. E. Ziemer and W. H. Tranter, *Principles of communication : systems, modulation, and noise*, Seventh edition. ed. Hoboken, New Jersey: John Wiley & Sons, Inc., 2015, pp. x, 734 pages.
- [12] C. F. O. EDUCATION. "Open Text Book Library." Center for Open Education in the University of Minnesota. <https://open.umn.edu/opentextbooks/> (accessed.
- [13] "OER Commons " ISKME. <https://www.oercommons.org/> (accessed.

- [14] I. Wolfram Research, *Mathematica*, Version 12.2 ed. Champaign, Illinois: Wolfram Research, Inc., 2020.
- [15] I. Wolfram Research. "Wolfram Demonstration Projects." Wolfram Research, Inc. <https://demonstrations.wolfram.com/> (accessed.
- [16] J. G. Proakis, M. Salehi, and G. Bauch, *Contemporary communication systems using MATLAB*, 3rd ed. Stamford, CT: Cengage Learning, 2013, pp. xii, 580 p.
- [17] V. S. Frost, "Introduction to Communications Systems: An Interactive Approach Using the Wolfram Language," 2021. [Online]. Available: http://www.ittc.ku.edu/~frost/EECS_562/Mathemtica_EECS_562/Introduction-to-Communications-Systems-5-14-2021.cdf.
- [18] S. S. Haykin, *Introduction to analog and digital communications*, 2nd ed. Hoboken, NJ: Wiley, 2007, p. 515 p.
- [19] A. a. M. Breznik, C, *Emona netTIMS-Freewire-Student User Manual*. Camperdown, Australia: Emona Instruments, Pty Ltd, 2018.

Victor S. Frost

Dr. Victor S. Frost is currently the Dan F. Servey Distinguished Professor at University of Kansas. He has been on the KU faculty since 1982. He was chair of the KU EECS department 2014-2019 and Director of the KU Telecommunications and Information Technology Center from 1997-2007. From Feb. 2009 to Feb. 2011 he was a Program Director at the NSF in Directorate for Computer and Information Science and Engineering - Computer Network Systems Division. He was elected to the IEEE Communications Society Board of Governors from 2008-2011. He received the KU Louise E. Byrd Graduate Educator Award in 2014 and a Presidential Young Investigator Award from the NSF in 1984. He is a Life Fellow of the IEEE.